

Trigonometry

Practice set 8.1

Q. 1. In the Fig. 8.12, $\angle R$ is the right angle of ΔPQR . Write the following ratios.

- (i) $\sin P$ (ii) $\cos Q$
(iii) $\tan P$ (iv) $\tan Q$



Fig. 8.12

Answer : For any right-angled triangle,

$$\sin\theta = \frac{\text{Opposite side}}{\text{Hypotenuse}}$$

$$\cos\theta = \frac{\text{Adjacent side}}{\text{Hypotenuse}}$$

$$\tan\theta = \frac{\sin\theta}{\cos\theta}$$

$$= \frac{\text{Opposite side}}{\text{Adjacent side}}$$

$$\cot\theta = \frac{1}{\tan\theta}$$

$$= \frac{\text{Adjacent side}}{\text{Opposite side}}$$

$$\sec\theta = \frac{1}{\cos\theta}$$

$$= \frac{\text{Hypotenuse}}{\text{Adjacent side}}$$

$$\operatorname{cosec}\theta = \frac{1}{\sin\theta}$$

$$= \frac{\text{Hypotenuse}}{\text{Opposite side}}$$

In the given triangle let us understand, the Opposite side and Adjacent sides.

So for $\angle P$,

Opposite side = QR



Adjacent side Side = PR

So, for $\angle Q$,

Opposite side Side = PR

Adjacent side Side = QR

In general for the side Opposite side to the 90° angle is the hypotenuse.

So, for ΔPQR , hypotenuse = PQ

$$\begin{aligned} \text{(i) } \sin P &= \text{Opposite side Side/Hypotenuse} \\ &= QR/PQ \end{aligned}$$

$$\begin{aligned} \text{(ii) } \cos Q &= \text{Adjacent side Side/Hypotenuse} \\ &= QR/PQ \end{aligned}$$

$$\begin{aligned} \text{(iii) } \tan P &= \sin\theta/\cos\theta \\ &= \text{Opposite side Side/Adjacent side Side} \\ &= QR/PR \end{aligned}$$

$$\begin{aligned} \text{(iv) } \tan Q &= \sin\theta/\cos\theta \\ &= \text{Opposite side Side/Adjacent side Side} \\ &= PR/QR \end{aligned}$$

Q. 2. In the right angled ΔXYZ , $\angle XYZ = 90^\circ$ and a, b, c are the lengths of the sides as shown in the figure. Write the following ratios,

- (i) $\sin X$ (ii) $\tan Z$
(iii) $\cos X$ (iv) $\tan X$.

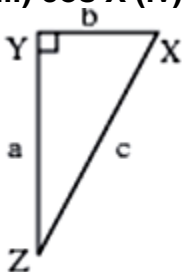


Fig. 8.13

Answer : For any right-angled triangle,

$\sin\theta = \text{Opposite side Side/Hypotenuse}$

$\cos\theta = \text{Adjacent Side/Hypotenuse}$

$\tan\theta = \sin\theta/\cos\theta$

= Opposite Side/Adjacent Side

In the given triangle let us understand, the Opposite side and Adjacent side

So for $\angle X$,

Opposite Side = YZ = a

Adjacent Side = XY = b

So for $\angle Z$,

Opposite Side = XY = b

Adjacent Side = YZ = a

In general for the side Opposite side to the 90° angle is the hypotenuse.

So for ΔXYZ , hypotenuse = XZ = c

(i) $\sin X = \text{Opposite side Side/Hypotenuse}$

= YZ/XZ

= a/c

(ii) $\tan Z = \sin\theta/\cos\theta$

= Opposite Side/Adjacent Side

= XY/YZ

= b/a

(iii) $\cos X = \text{Adjacent Side/Hypotenuse}$

= XY/XZ

$$= b/c$$

$$\text{(iv) } \tan X = \sin\theta/\cos\theta$$

= Opposite Side/Adjacent Side

$$= YZ/XY$$

$$= a/b$$

Q. 3. In right angled $\triangle LMN$, $\angle LMN = 90^\circ$, $\angle L = 50^\circ$ and $\angle N = 40^\circ$

write the following ratios.

(i) $\sin 50^\circ$ (ii) $\cos 50^\circ$

(iii) $\tan 40^\circ$ (iv) $\cos 40^\circ$

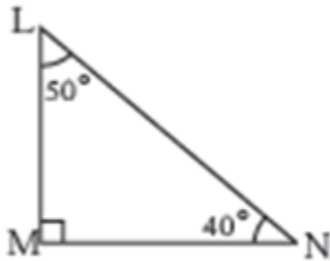


Fig. 8.14

Answer : For any right-angled triangle,

$$\sin\theta = \frac{\text{Opposite side}}{\text{Hypotenuse}}$$

$$\cos\theta = \frac{\text{Adjacent side}}{\text{Hypotenuse}}$$

$$\tan\theta = \frac{\sin\theta}{\cos\theta}$$

$$= \frac{\text{Opposite side}}{\text{Adjacent side}}$$

$$\cot\theta = \frac{1}{\tan\theta}$$

$$= \frac{\text{Adjacent side}}{\text{Opposite side}}$$

$$\sec\theta = \frac{1}{\cos\theta}$$

$$= \frac{\text{Hypotenuse}}{\text{Adjacent side}}$$

$$\operatorname{cosec}\theta = \frac{1}{\sin\theta}$$

= Hypotenuse/Opposite side Side

In the given triangle let us understand, the Opposite side and Adjacent sidesides.

So for $\angle 50^\circ$,

Opposite side Side = MN

Adjacent sideSide = LM

So for $\angle 40^\circ$,

Opposite side Side = LM

Adjacent sideSide = MN

In general, for the side Opposite side to the 90° angle is the hypotenuse.

So, for ΔLMN , hypotenuse = LN

(i) $\sin 50^\circ = \text{Opposite side Side}/\text{Hypotenuse}$

= MN/LN

(ii) $\cos 50^\circ = \text{Adjacent sideSide}/\text{Hypotenuse}$

= LM/LN

(iii) $\tan 40^\circ = \sin\theta/\cos\theta$

= Opposite side Side/Adjacent sideSide

= LM/MN

(iv) $\cos 40^\circ = \text{Adjacent sideSide}/\text{Hypotenuse}$

= MN/LN

Q. 4 In the figure 8.15 $\angle PQR = 90^\circ$, $\angle PQS = 90^\circ$, $\angle PRQ = \alpha$ and $\angle QPS = \theta$ Write the following trigonometric ratios.

i. $\sin \alpha$, $\cos \alpha$, $\tan \alpha$

ii. $\sin \theta$, $\cos \theta$, $\tan \theta$

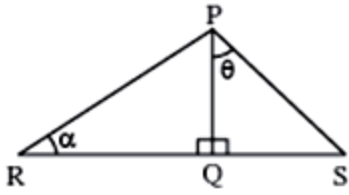


Fig. 8.15

Answer : For any right-angled triangle,

$$\sin\theta = \frac{\text{Opposite side}}{\text{Hypotenuse}}$$

$$\cos\theta = \frac{\text{Adjacent side}}{\text{Hypotenuse}}$$

$$\tan\theta = \frac{\sin\theta}{\cos\theta}$$

$$= \frac{\text{Opposite side}}{\text{Adjacent side}}$$

$$\cot\theta = \frac{1}{\tan\theta}$$

$$= \frac{\text{Adjacent side}}{\text{Opposite side}}$$

$$\sec\theta = \frac{1}{\cos\theta}$$

$$= \frac{\text{Hypotenuse}}{\text{Adjacent side}}$$

$$\operatorname{cosec}\theta = \frac{1}{\sin\theta}$$

$$= \frac{\text{Hypotenuse}}{\text{Opposite side}}$$

(i) In the given triangle let us understand, the Opposite side and Adjacent sides.

So, for ΔPQR ,

So, for $\angle \alpha$,

Opposite side = PQ

Adjacent side = QR

In general for the side Opposite side to the 90° angle is the hypotenuse.

So, for ΔPQR , hypotenuse = PR

$$\sin \alpha = \frac{\text{Opposite side}}{\text{Hypotenuse}}$$

$$= PQ/PR$$

$$\cos \alpha = \text{Adjacent side} / \text{Hypotenuse}$$

$$= QR/PR$$

$$\tan \alpha = \sin \theta / \cos \theta$$

$$= \text{Opposite side} / \text{Adjacent side}$$

$$= PQ/QR$$

(ii) In the given triangle let us understand, the Opposite side and Adjacent sides.

So for ΔPQS ,

So for $\angle \theta$,

Opposite side = QS

Adjacent side = PQ

In general for the side Opposite side to the 90° angle is the hypotenuse.

So for ΔPQS , hypotenuse = PS

$$\sin \theta = \text{Opposite side} / \text{Hypotenuse}$$

$$= QS/PS$$

$$\cos \theta = \text{Adjacent side} / \text{Hypotenuse}$$

$$= PQ/PS$$

$$\tan \theta = \sin \theta / \cos \theta$$

$$= \text{Opposite side} / \text{Adjacent side}$$

$$= QS/PQ$$

Practice set 8.2

Q. 1. In the following table, a ratio is given in each column. Find the remaining two ratios in the column and complete the table.

$\sin \theta$		$\frac{11}{61}$		$\frac{1}{2}$				$\frac{3}{5}$	
$\cos \theta$	$\frac{35}{37}$				$\frac{1}{\sqrt{3}}$				
$\tan \theta$			1			$\frac{21}{20}$	$\frac{8}{15}$		$\frac{1}{2\sqrt{2}}$

Answer :

$\sin \theta$	$\frac{12}{37}$	$\frac{11}{61}$	$\frac{1}{\sqrt{2}}$	$\frac{1}{2}$	$\frac{\sqrt{2}}{\sqrt{3}}$	$\frac{21}{29}$	$\frac{8}{17}$	$\frac{3}{5}$	$\frac{1}{3}$
$\cos \theta$	$\frac{35}{37}$	$\frac{60}{61}$	$\frac{1}{\sqrt{2}}$	$\frac{\sqrt{3}}{2}$	$\frac{1}{\sqrt{3}}$	$\frac{20}{29}$	$\frac{15}{17}$	$\frac{4}{5}$	$\frac{2\sqrt{2}}{3}$
$\tan \theta$	$\frac{12}{35}$	$\frac{11}{60}$	1	$\frac{1}{\sqrt{3}}$	$\frac{\sqrt{2}}{1}$	$\frac{21}{20}$	$\frac{8}{15}$	$\frac{3}{4}$	$\frac{1}{2\sqrt{2}}$

For first column:

$\sin \theta$	$\frac{12}{37}$
$\cos \theta$	$\frac{35}{37}$
$\tan \theta$	$\frac{12}{35}$

$$\cos \theta = 35/37$$

Adjacent side= 35,

Hypotenuse = 37

By Pythagoras Theorem

$$\text{Hypotenuse}^2 = \text{Opposite side}^2 + \text{Adjacent}^2$$

$$\text{Opposite side}^2 = \text{Hypotenuse}^2 - \text{Adjacent}^2$$

$$= 37^2 - 35^2$$

$$= 1369 - 1225$$

$$\text{Opposite side}^2 = 144$$

$$\text{Opposite side} = 12$$

For second column:

Sin θ	$\frac{11}{61}$
Cos θ	$\frac{60}{61}$
Tan θ	$\frac{11}{60}$

$$\text{Opposite side} = 11$$

$$\text{Hypotenuse} = 61$$

By Pythagoras Theorem

$$\text{Hypotenuse}^2 = \text{Opposite side}^2 + \text{Adjacent}^2$$

$$\text{Adjacent}^2 = \text{Hypotenuse}^2 - \text{Opposite side}^2$$

$$= 61^2 - 11^2$$

$$= 3721 - 121$$

$$\text{Adjacent}^2 = 3600$$

$$\text{Adjacent side} = 60$$

For third column:

Sin θ	$\frac{1}{\sqrt{2}}$
Cos θ	$\frac{1}{\sqrt{2}}$
Tan θ	1

$$\text{Opposite side} = 1$$

Adjacent side= 1

By Pythagoras Theorem

$$\text{Hypotenuse}^2 = \text{Opposite side}^2 + \text{Adjacent}^2$$

$$= 1 + 1$$

$$\text{Hypotenuse}^2 = 2$$

$$\text{Hypotenuse} = \sqrt{2}$$

For fourth column:

Sin θ	$\frac{\sqrt{2}}{\sqrt{3}}$
Cos θ	$\frac{1}{\sqrt{3}}$
Tan θ	$\frac{\sqrt{2}}{1}$

Opposite side = 1

Hypotenuse = 2

By Pythagoras Theorem

$$\text{Hypotenuse}^2 = \text{Opposite side}^2 + \text{Adjacent}^2$$

$$\text{Adjacent}^2 = \text{Hypotenuse}^2 - \text{Opposite side}^2$$

$$= 2^2 - 1^2$$

$$= 4 - 1$$

$$\text{Adjacent}^2 = 3$$

Adjacent side= $\sqrt{3}$

For fifth column:

Sinθ	$\frac{\sqrt{2}}{\sqrt{3}}$
Cosθ	$\frac{1}{\sqrt{3}}$
Tanθ	$\frac{\sqrt{2}}{1}$

Adjacent side= 1

Hypotenuse = $\sqrt{3}$

By Pythagoras Theorem

$$\text{Hypotenuse}^2 = \text{Opposite side}^2 + \text{Adjacent}^2$$

$$\text{Opposite side}^2 = \text{Hypotenuse}^2 - \text{Adjacent}^2$$

$$= (\sqrt{3})^2 - 1^2$$

$$= 3 - 1$$

$$\text{Opposite side}^2 = 2$$

$$\text{Opposite side} = \sqrt{2}$$

For sixth column:

Sinθ	$\frac{21}{29}$
Cosθ	$\frac{20}{29}$
Tanθ	$\frac{21}{20}$

Opposite side = 21

Adjacent side= 20

By Pythagoras Theorem

$$\text{Hypotenuse}^2 = \text{Opposite side}^2 + \text{Adjacent}^2$$

$$= 21^2 + 20^2$$

$$\text{Hypotenuse}^2 = 841$$

$$\text{Hypotenuse} = 29$$

For seventh column:

Sin θ	$\frac{8}{17}$
Cos θ	$\frac{15}{17}$
Tan θ	$\frac{8}{15}$

$$\text{Opposite side} = 8$$

$$\text{Adjacent side} = 15$$

By Pythagoras Theorem

$$\text{Hypotenuse}^2 = \text{Opposite side}^2 + \text{Adjacent}^2$$

$$= 8^2 + 15^2$$

$$\text{Hypotenuse}^2 = 289$$

$$\text{Hypotenuse} = 17$$

For eighth column:

Sin θ	$\frac{3}{5}$
Cos θ	$\frac{4}{5}$
Tan θ	$\frac{3}{4}$

$$\text{Opposite side} = 3$$

$$\text{Hypotenuse} = 5$$

By Pythagoras Theorem

$$\text{Hypotenuse}^2 = \text{Opposite side}^2 + \text{Adjacent}^2$$

$$\text{Adjacent}^2 = \text{Hypotenuse}^2 - \text{Opposite side}^2$$

$$= 5^2 - 3^2$$

$$= 25 - 9$$

$$\text{Adjacent}^2 = 16$$

$$\text{Adjacent side} = 4$$

For ninth column:

Sin θ	$\frac{1}{3}$
Cos θ	$\frac{2\sqrt{2}}{3}$
Tan θ	$\frac{1}{2\sqrt{2}}$

$$\text{Opposite side} = 1$$

$$\text{Adjacent side} = 2\sqrt{2}$$

By Pythagoras Theorem

$$\text{Hypotenuse}^2 = \text{Opposite side}^2 + \text{Adjacent}^2$$

$$= 1^2 + (2\sqrt{2})^2$$

$$\text{Hypotenuse}^2 = 9$$

$$\text{Hypotenuse} = 3$$

**Q. 2 A. Find the values of –
 $5\sin 30^\circ + 3\tan 45^\circ$**

Answer : We know,

$$\sin 30^\circ = \frac{1}{2}$$

$$\tan 45^\circ = 1$$

$$\Rightarrow 5\sin 30^\circ + 3\tan 45^\circ$$

$$\Rightarrow 5 \times \frac{1}{2} + 3 \times 1$$

$$\Rightarrow 2.5 + 3$$

$$\Rightarrow 5.5$$

Q. 2 B. Find the values of –

$$\frac{4}{5} \tan^2 60^\circ + 3 \sin^2 60^\circ$$

Answer : We know,

$$\tan 60^\circ = \sqrt{3}$$

$$\sin 60^\circ = \sqrt{3}/2$$

$$\Rightarrow \frac{4}{5} \tan^2 60^\circ + 3 \sin^2 60^\circ$$

$$\Rightarrow \frac{4}{5} (\sqrt{3})^2 + 3 \left(\frac{\sqrt{3}}{2}\right)^2$$

$$\Rightarrow \frac{4}{5} \times 3 + 3 \times \frac{3}{4}$$

$$\Rightarrow \frac{12}{5} + \frac{9}{4}$$

$$\Rightarrow \frac{48+45}{20}$$

$$= 93/20$$

Q. 2 C. Find the values of –

$$2\sin 30^\circ + \cos 0^\circ + 3\sin 90^\circ$$

Answer : We know,

$$\sin 30^\circ = 1/2$$

$$\cos 0^\circ = 1$$

$$\sin 90^\circ = 1$$

$$\Rightarrow 2 \sin 30^\circ + \cos 0^\circ + 3 \sin 90^\circ$$

$$\Rightarrow 2 \times \frac{1}{2} + 1 + 1$$

$$\Rightarrow 1 + 1 + 1$$

$$= 3$$

Q. 2 D. Find the values of –

$$\frac{\tan 60^\circ}{\sin 60^\circ + \cos 60^\circ}$$

Answer : We know,

$$\tan 60^\circ = \sqrt{3}$$

$$\sin 60^\circ = \frac{\sqrt{3}}{2}$$

$$\cos 60^\circ = \frac{1}{2}$$

$$\Rightarrow \frac{\tan 60^\circ}{\sin 60^\circ + \cos 60^\circ}$$

$$\Rightarrow \frac{\sqrt{3}}{\frac{\sqrt{3}}{2} + \frac{1}{2}}$$

$$\Rightarrow \frac{2\sqrt{3}}{\sqrt{3} + 1}$$

Q. 2 E. Find the values of –

$$\cos^2 45^\circ + \sin^2 30^\circ$$

Answer : We know,

$$\cos 45^\circ = \frac{1}{\sqrt{2}}$$

$$\sin 30^\circ = \frac{1}{2}$$

$$\Rightarrow \left(\frac{1}{\sqrt{2}}\right)^2 + \left(\frac{1}{2}\right)^2$$

$$\Rightarrow \frac{1}{2} + \frac{1}{4}$$

$$\Rightarrow \frac{3}{4}$$

Q. 2 F. Find the values of –

$$\cos 60^\circ \times \cos 30^\circ + \sin 60^\circ \times \sin 30^\circ$$

Answer : We know,

$$\sin 30^\circ = 1/2$$

$$\sin 60^\circ = \sqrt{3}/2$$

$$\cos 60^\circ = 1/2$$

$$\cos 30^\circ = \sqrt{3}/2$$

$$\Rightarrow \frac{1}{2} \times \frac{\sqrt{3}}{2} + \frac{1}{2} \times \frac{\sqrt{3}}{2}$$

$$\Rightarrow \frac{\sqrt{3}}{4} + \frac{\sqrt{3}}{4}$$

$$\Rightarrow \frac{2\sqrt{3}}{4}$$

$$\Rightarrow \frac{\sqrt{3}}{2}$$

Q. 3. If $\sin\theta = 4/5$ then find $\cos\theta$.

Answer : We know,

$$\sin\theta = \text{Opposite side}/\text{Hypotenuse}$$

Given:

$$\sin\theta = 4/5$$

$$\text{Opposite side} = 4$$

$$\text{Hypotenuse} = 5$$

By Pythagoras Theorem

$$\text{Hypotenuse}^2 = \text{Opposite side}^2 + \text{Adjacent}^2$$

$$\text{Adjacent}^2 = \text{Hypotenuse}^2 - \text{Opposite side}^2$$

$$= 5^2 - 4^2$$

$$= 25 - 16$$

$$= 9$$

$$\text{Adjacent}^2 = 9$$

$$\text{Adjacent side} = 3$$

$$\cos\theta = \text{Adjacent side}/\text{Hypotenuse}$$

$$= 3/5$$

Q. 4.

$$\text{If } \cos \theta = \frac{15}{17} \text{ then find } \sin\theta$$

Answer : We know,

$$\cos\theta = \text{Adjacent side}/\text{Hypotenuse}$$

$$\text{Adjacent side} = 15$$

$$\text{Hypotenuse} = 17$$

By Pythagoras Theorem

$$\text{Hypotenuse}^2 = \text{Opposite side}^2 + \text{Adjacent}^2$$

$$\text{Opposite side}^2 = \text{Hypotenuse}^2 - \text{Adjacent}^2$$

$$= 17^2 - 15^2$$

$$= 289 - 225$$

$$= 64$$

$$\text{Opposite side}^2 = 64$$

$$\text{Opposite side} = 8$$

$$\sin \theta = \text{Opposite side} / \text{Hypotenuse}$$

$$= 8/17$$

Problem set 8

Q. 1 A. Choose the correct alternative answer for following multiple choice questions.

Which of the following statements is true?

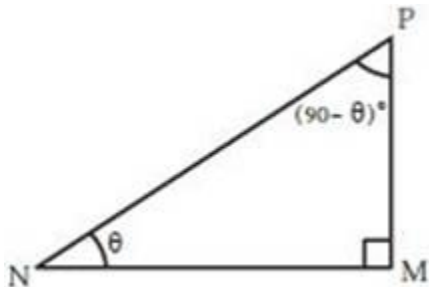
A. $\sin \theta = \cos(90-\theta)$

B. $\cos \theta = \tan(90-\theta)$

C. $\sin \theta = \tan(90-\theta)$

D. $\tan \theta = \tan(90-\theta)$

Answer : Let us consider the given triangle,



In this Δ PMN,

For $\angle \theta$,

Opposite side = PM

Adjacent side = MN

For $\angle (90 - \theta)$

Opposite side = MN

Adjacent side = PM

$\sin\theta = \text{Opposite side/Hypotenuse}$

$= \text{PM/PN} \dots\dots\dots (i)$

$\cos (90-\theta) = \text{Adjacent/Hypotenuse}$

$= \text{PM/PN} \dots\dots\dots (ii)$

RHS of equation (i) and (ii) are equal

$\therefore \sin\theta = \cos (90-\theta)$

So Option A is correct.

Q. 1 B. Choose the correct alternative answer for following multiple choice questions.

Which of the following is the value of $\sin 90^\circ$?

A. $\frac{\sqrt{3}}{2}$

B. 0

C. $\frac{1}{2}$

D. 1

Answer : We know that the value of $\sin 90^\circ = 1$

So option D is correct.

Q. 1 C. Choose the correct alternative answer for following multiple choice questions.

$2\tan 45^\circ + \cos 45^\circ - \sin 45^\circ = ?$

A. 0

B. 1

C. 2

D. 3

Answer : We know that,

$$\tan 45^\circ = 1$$

We also know that

$$\cos 45^\circ = \sin 45^\circ$$

So,

$$\Rightarrow 2 \times 1 + \cos 45^\circ - \cos 45^\circ$$

$$= 2$$

So the correct option is C.

Q. 1 D. Choose the correct alternative answer for following multiple choice questions.

$$\frac{\cos 28^\circ}{\sin 62^\circ} = ?$$

- A. 2
- B. -1
- C. 0
- D. 1

Answer : We know the identity that,

$$\sin \theta = \cos (90 - \theta)$$

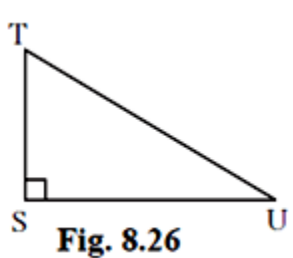
$$\sin 62^\circ = \cos (90 - 62)$$

$$= \cos 28^\circ$$

$$\text{Therefore } [\cos 28^\circ / \cos 28^\circ] = 1$$

So option D is correct.

Q. 2. In right angled ΔTSU , $TS = 5$, $\angle S = 90^\circ$, $SU = 12$ then find $\sin T$, $\cos T$, $\tan T$. Similarly find $\sin U$, $\cos U$, $\tan U$.



Answer :

By applying Pythagoras theorem to given triangle we have,

$$TU^2 = ST^2 + SU^2$$

$$TU^2 = 5^2 + 12^2$$

$$TU^2 = 25 + 144$$

$$TU^2 = 169$$

$$TU = 13 \text{ Now, } \sin T = \frac{SU}{TU} = \frac{12}{13}$$

$$\cos T = \frac{ST}{TU} = \frac{5}{13}$$

$$\tan T = \frac{SU}{ST} = \frac{12}{5}$$

$$\text{Similarly, } \sin U = \frac{5}{13}$$

$$\cos U = \frac{12}{13}$$

$$\tan U = \frac{5}{12}$$

Q. 3. In right angled ΔYXZ , $\angle X = 90^\circ$, $XZ = 8\text{cm}$, $YZ = 17\text{cm}$, find $\sin Y$, $\cos Y$, $\tan Y$, $\sin Z$, $\cos Z$, $\tan Z$.

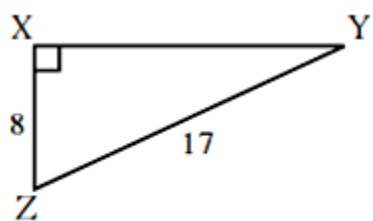


Fig. 8.27

Answer : For any right-angled triangle,

$$\sin\theta = \text{Opposite side} / \text{Hypotenuse}$$

$$\cos\theta = \text{Adjacent side} / \text{Hypotenuse}$$

$$\tan\theta = \sin\theta / \cos\theta$$

$$= \text{Opposite side} / \text{Adjacent side}$$

$$\cot\theta = 1 / \tan\theta$$

$$= \text{Adjacent side} / \text{Opposite side}$$

$$\sec\theta = 1 / \cos\theta$$

$$= \text{Hypotenuse} / \text{Adjacent side}$$

$$\operatorname{cosec}\theta = 1 / \sin\theta$$

$$= \text{Hypotenuse} / \text{Opposite side}$$

In the given triangle let us understand, the Opposite side and Adjacent sides.

So for $\angle Y$,

$$\text{Opposite side} = XZ = 8$$

$$\text{Adjacent side} = XY$$

So for $\angle Z$,

$$\text{Opposite side} = XY$$

$$\text{Adjacent side} = XZ = 8$$

In general for the side Opposite side to the 90° angle is the hypotenuse.

So for Δ TSU,

By Pythagoras Theorem

$$YZ^2 = XZ^2 + XY^2$$

$$XY^2 = 17^2 - 8^2$$

$$= 289 - 64$$

$$= 225$$

$$XY = 15$$

(i) $\sin Y = \text{Opposite side/Hypotenuse}$

$$= XZ/YZ$$

$$= 8/17$$

(ii) $\cos Y = \text{Adjacent side/Hypotenuse}$

$$= XY/YZ$$

$$= 15/17$$

(iii) $\tan Y = \sin\theta/\cos\theta$

= Opposite side/Adjacent side

$$= XZ/XY$$

$$= 8/15$$

(i) $\sin Z = \text{Opposite side/Hypotenuse}$

$$= XY/YZ$$

$$= 15/17$$

(ii) $\cos Z = \text{Adjacent side/Hypotenuse}$

$$= XZ/YZ$$

$$= 8/17$$

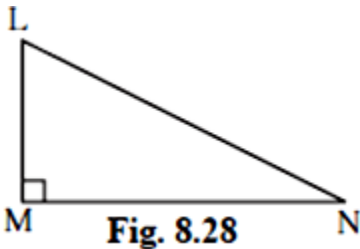
$$(iii) \tan Z = \sin\theta/\cos\theta$$

= Opposite side/Adjacent side

$$= XZ/XY$$

$$= 8/15$$

Q. 4. In right angled $\triangle LMN$, if $\angle N = \theta$, $\angle M = 90^\circ$, $\cos\theta = 24/25$ find $\sin\theta$ and $\tan\theta$. Similarly, find $(\sin^2\theta)$ and $(\cos^2\theta)$.



Answer : Give:

$$\cos\theta = 24/25$$

$\cos\theta = \text{Adjacent side}/\text{Hypotenuse}$

$$\text{Adjacent side} = 24$$

$$\text{Hypotenuse} = 25$$

By Pythagoras Theorem

$$\text{Hypotenuse}^2 = \text{Opposite side}^2 + \text{Adjacent}^2$$

$$\text{Opposite side}^2 = \text{Hypotenuse}^2 - \text{Adjacent}^2$$

$$= 25^2 - 24^2$$

$$= 625 - 576$$

$$= 49$$

$$\text{Opposite side}^2 = 49$$

$$\text{Opposite side} = 7$$

$$\sin\theta = \text{Opposite side}/\text{Hypotenuse}$$

$$= 7/25$$

$$\tan\theta = \sin\theta/\cos\theta$$

= Opposite side/Adjacent side

$$= 7/24$$

$$\sin^2\theta = (7/25)^2$$

$$= 49/625$$

$$\cos^2\theta = (24/25)^2$$

$$= 576/625$$

Q. 5. Fill in the blanks.

i. $\sin 20^\circ = \cos \square^\circ$

ii. $\tan 30^\circ \times \tan \square^\circ = 1$

iii. $\cos 40^\circ = \sin \square^\circ$

Answer : i. We know the following identity,

$$\sin\theta = \cos (90 - \theta)$$

$$\text{So } \sin 20^\circ = \cos (90 - 20)$$

$$\therefore \sin 20^\circ = \cos 70^\circ$$

ii. We know that,

Let the unknown angle be θ

$$\tan 30^\circ = \frac{1}{\sqrt{3}}$$

$$\tan \theta = \frac{1}{\tan(30^\circ)}$$

$$= \frac{1}{\frac{1}{\sqrt{3}}}$$

$$\tan \theta = \sqrt{3}$$

$$\theta = \tan^{-1}(\sqrt{3})$$

$$\therefore \theta = 60^\circ$$

iii. We know that,

$$\cos \theta = \sin (90 - \theta)$$

$$\cos 40^\circ = \sin (90 - 40)$$

$$\therefore \cos 40^\circ = \sin 50^\circ$$